

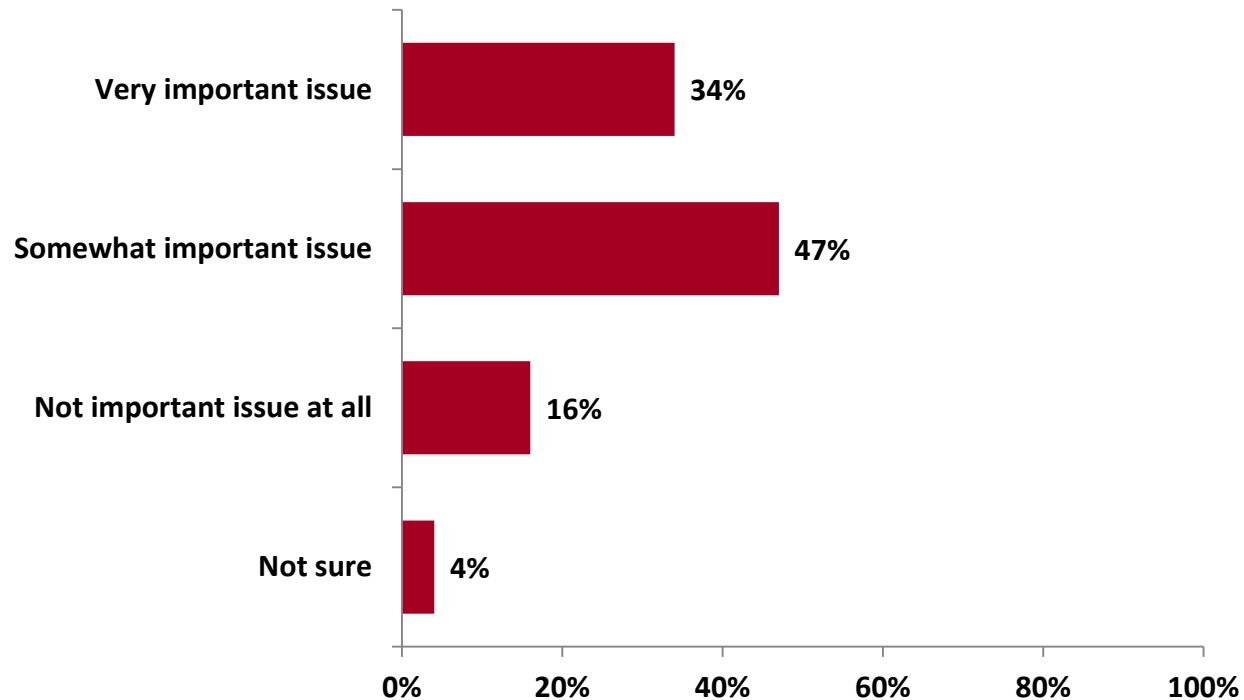
ABOUT THIS SURVEY:

- **Statewide sample of Iowa adults age 18 and older**
- **Completed 800 phone or Random Digit Dial interviews**
- **Margin of error is 3.5 percent**
- **Fielded September 6 to September 16, 2013**
- **Final sample was weighted by age and gender to reflect the population of adults age 18 and older living in Iowa.**

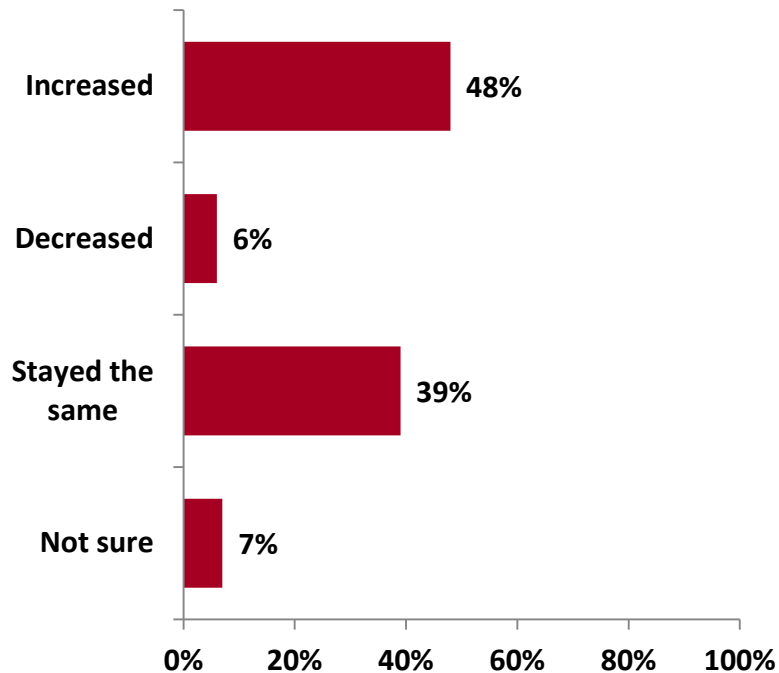
HUNGER STATISTICS TESTED (n=800 IOWANS AGE 18+)

Hunger Statistic	Higher than thought %	Lower than thought %	About what thought %	Not sure %
50 million people in the U.S. face risk of hunger each day	47	7	40	5
About 9 million people in U.S. age 60+ face risk of hunger each day	47	11	39	3
About 1 in 8 lowans faces risk of hunger each day	51	9	37	3
About 1 in 8 lowans age 60+ faces risk of hunger each day	51	9	37	3

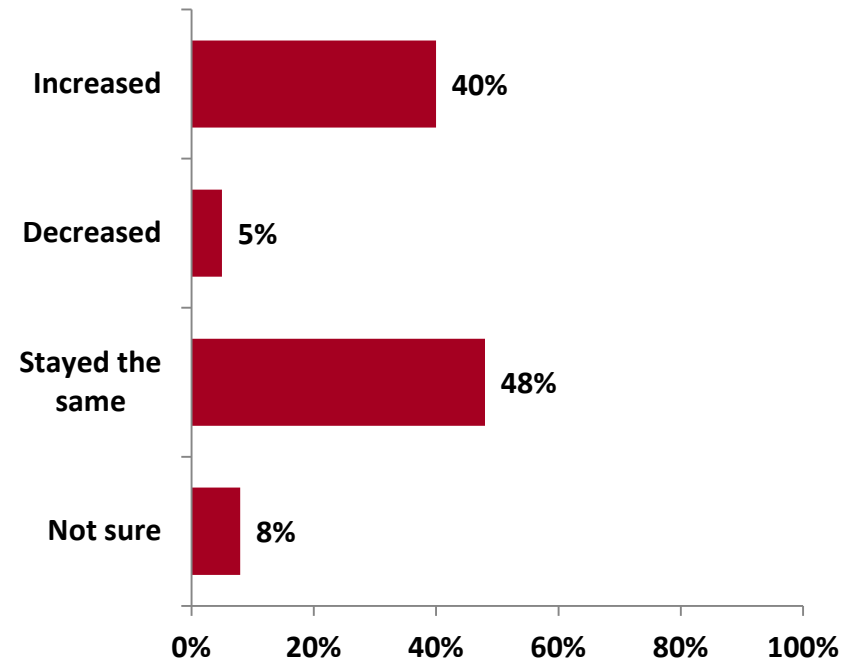
**Level of Importance:
Hunger In The State
(N=800 IOWANS AGE 18+)**



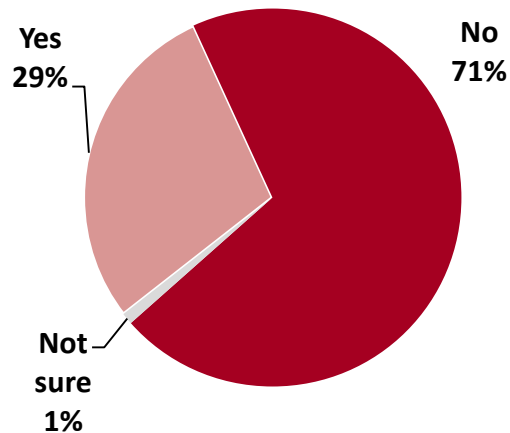
**Personal Opinion: People/Families
At Risk For Hunger Over Past 2 Years
(n=800 Iowans Age 18+)**



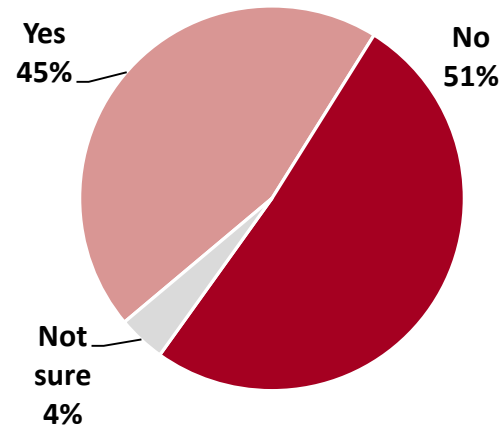
**Personal Opinion: Need For Organizations/ Agencies Where
People At Risk For Hunger Can Get Free Groceries or Meal
(n=800 Iowans Age 18+)**



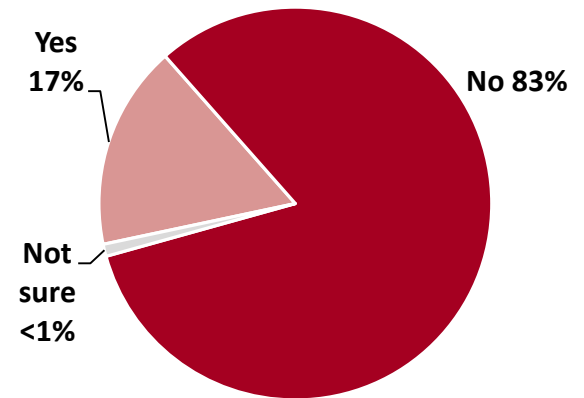
**Anyone, Including Self, in Household
Ever Been Food Insecure?
(n=800 Iowans Age 18+)**



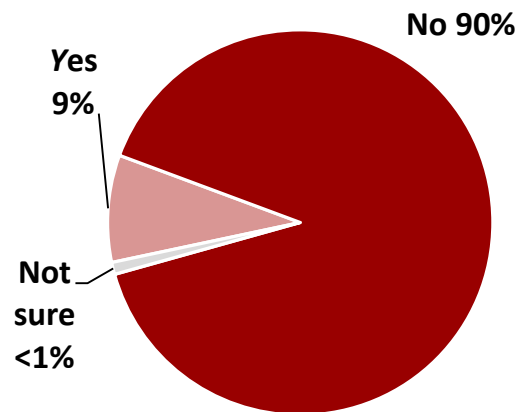
**Any Other Family, Neighbor, Friend
Ever Food Insecure?
(n=800 Iowans Age 18+)**



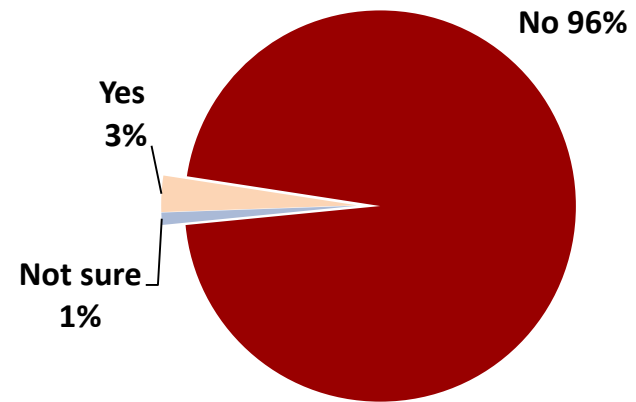
**Worried Would Run Out Of Food
Before Able To Buy More In Past 2 Years
(n=800 Iowans 18+)**



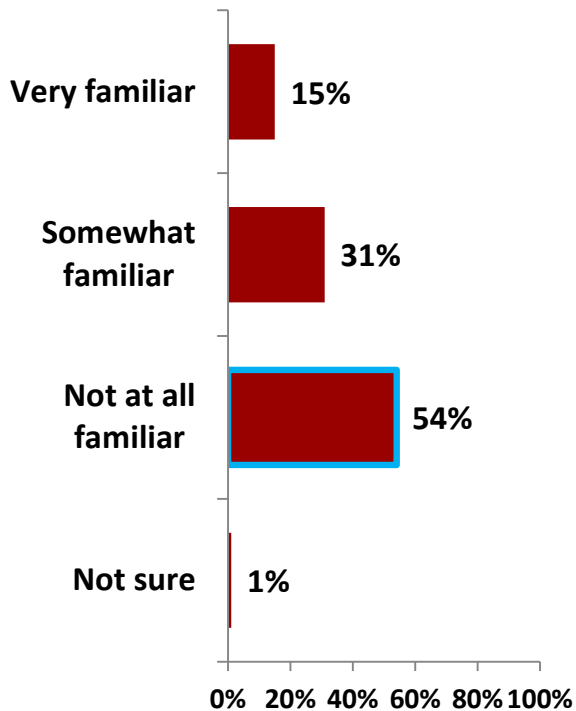
**Anyone Living In Household
Currently Participating in SNAP
(n=800 Iowans Age 18+)**



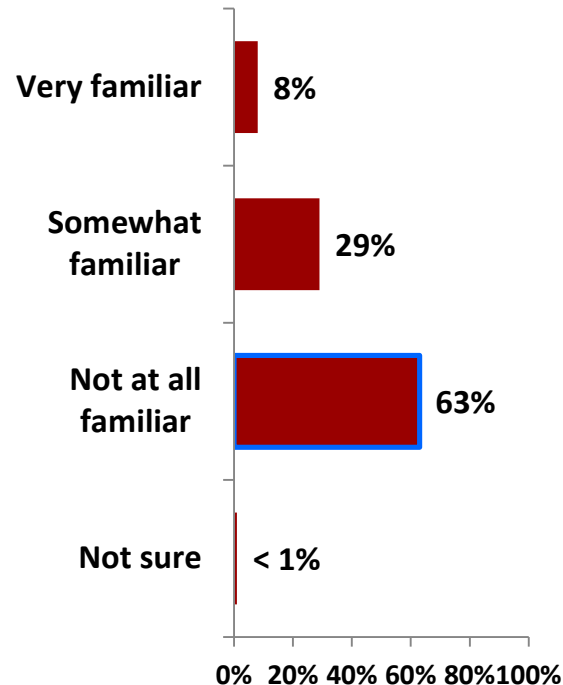
**Anyone Living in Household
Ever Used Iowa Senior Farmers' Market Voucher
(n=800 Iowans Age 18+)**



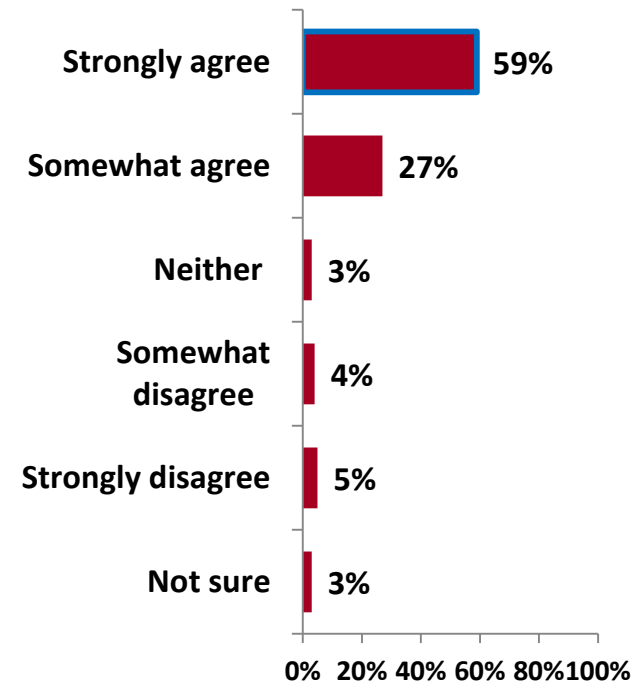
**Level of Familiarity:
Iowa SNAP Program
(n=800 Iowans Age 18+)**



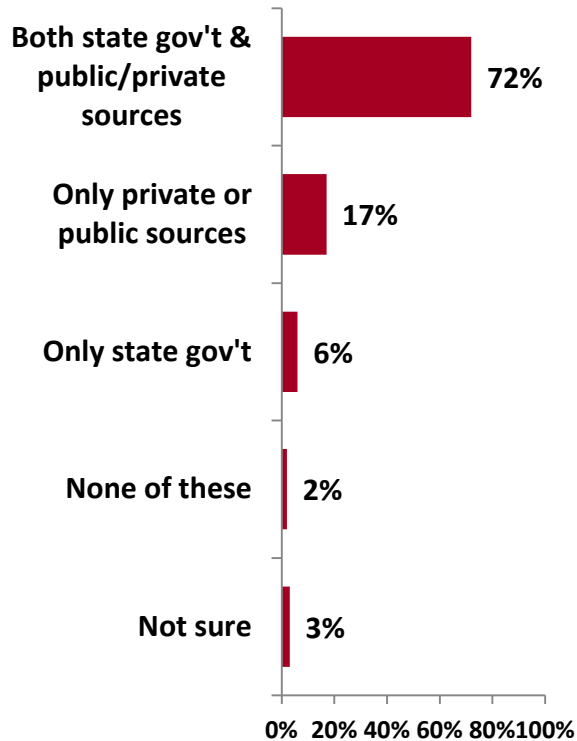
**Level of Familiarity:
Iowa Senior Farmers' Market
Nutrition Program
(n=800 Iowans Age 18+)**



**Level of Agreement: State Should
Maintain SNAP Benefits
(n=800 Iowans 18+)**



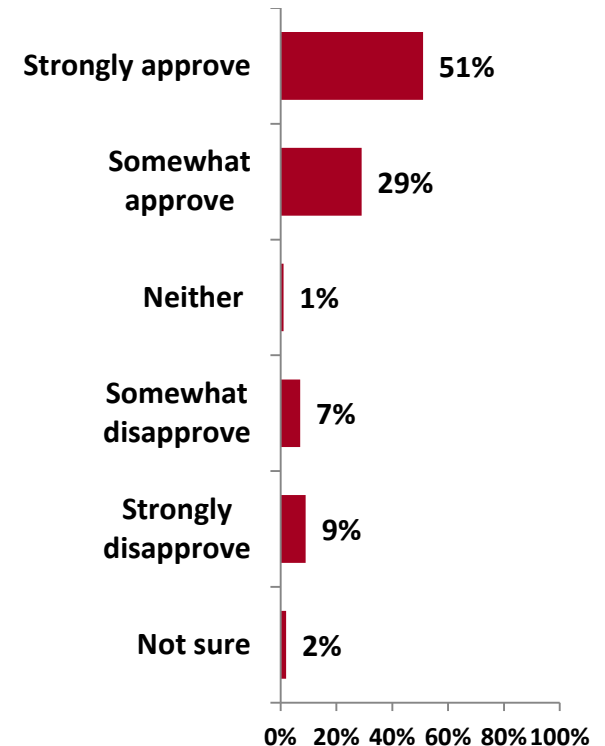
Who Should help Reduce Number Of Families At Risk From Risk Of Hunger?
(n=800 Iowans Age 18+)

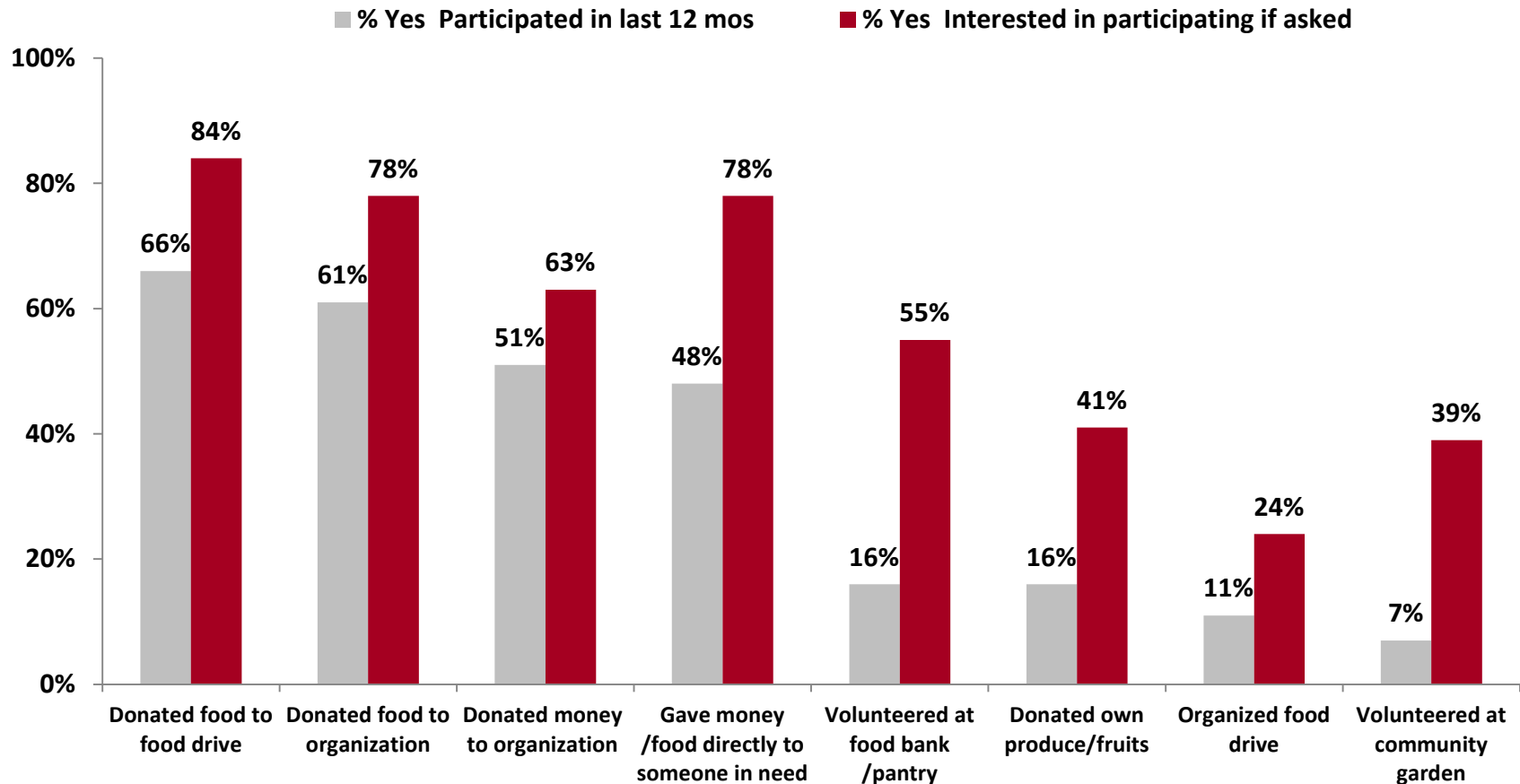


Organizations That Should Help Reduce Hunger In Iowa
(n=800 Iowans Age 18+)

Type of Organizations	% Yes
Faith communities/churches	94
Nonprofit organizations w/ focus on family related issues	90
Local business community	82
Local agricultural community	82
State government	78
Local city government	70
Local school, colleges, universities	68
Hospitals or health centers	63
Some other organization	20

Level of Approval: State Matching Donations to Area Food Banks
(n=800 Iowans 18+)





CONCLUSIONS:

- Fighting hunger in Iowa is pretty much an all-hands-on-deck-effort
- Opportunities to raise awareness of hunger in the state and among certain subgroups of the population
- Opportunities to raise awareness of and informing Iowans about helpful programs focused on hunger and helping those at risk get enough to eat
- Solid support from Iowans (many who SNAP and similar programs) for state and local government contributions to the effort to reduce hunger in the state
- Opportunities to engage Iowans in the effort to help those at risk for hunger in the state

Jennifer H. Sauer
Sr. Research Advisor
State Research, AARP
Washington, D.C.
202-434-6207
jsauer@aarp.org

Find report here at www.aarp.org and search *Iowa Hunger* or go to:

<http://www.aarp.org/politics-society/advocacy/info-09-2013/iowa-hunger-survey.htm>